

















VISIONMOUNT TV Mount Size Chart

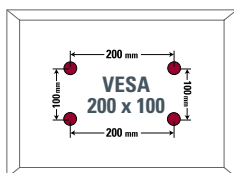
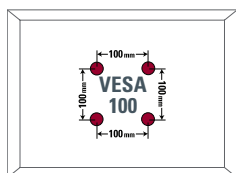
RECOMMENDED TV SIZE (INCHES)																																																						
9	»	20	21	22	23	24	25	26	27	28	29	30	31	32	33	34	35	36	37	38	39	40	41	42	43	44	45	46	47	48	49	50	51	52	53	54	55	56	57	58	59	60	61	62	63	64	65	66	67	68	69	70	75	84
Low-Profile																																																						
				VMPL3 page 83 & 87				Holds up to 280 lbs		Tilts 1.5"		Mounting Pattern UNIVERSAL																																										
Size Range UPDATE						LL11 page 87		Holds up to 150 lbs		Profile 0.55"		Mounting Pattern UNIVERSAL																																										
Size Range UPDATE				VLL10 page 85				Holds up to 125 lbs		Profile 0.67"		Mounting Pattern UNIVERSAL																																										
Size Range UPDATE				LL22 page 87				Holds up to 175 lbs		Profile 1.5"		Mounting Pattern UNIVERSAL																																										
						ML11 page 87		Holds up to 100 lbs		Profile 0.55"		Mounting Pattern UNIVERSAL																																										
Size Range UPDATE				VML10 page 85				Holds up to 80 lbs		Profile 0.67"		Mounting Pattern UNIVERSAL																																										
		VMFL1 page 87		Holds up to 40 lbs		Profile 0.5"		VESA* 75, 100																																														
Specialty																																																						
Size Range UPDATE				LC2A page 95				Holds up to 300 lbs		Tilts +5° to -15°		Mounting Pattern UNIVERSAL		Ceiling mount																																								
Size Range UPDATE				LC1A page 95				Holds up to 175 lbs		Tilts +5° to -15°		Mounting Pattern UNIVERSAL		Ceiling mount																																								
		VMP01 page 94						Holds up to 130 lbs		Extends 5.5"		VESA* 100, 200		Pull-out cabinet mount																																								
		MC1A page 96		Holds up to 70 lbs		Tilts +15° to -15°		VESA* 75, 100, 200x100, 200						Ceiling mount																																								
		MD115 page 90		Holds up to 35 lbs		Extends 18.5"		VESA* 75, 100, 200x100, 200						Desk mount																																								
		VMTV page 98		Holds up to 100 lbs										CRT TV mount																																								
		VMUC1 page 93		Holds up to 15 lbs		Tilts +10° to -90°		VESA* 75, 100						Under-cabinet mount																																								

Mount Compatibility / TV HOLE PATTERNS

SANUS VisionMount wall mount products are compatible with virtually every television on the market. Television manufacturers use two different standards when designing the backs of their TVs to allow them to be mounted.

VESA

VESA is a standard that dictates the exact placement of the holes on the back of a TV. Typically, LCD flat-panel TVs follow VESA standards. There are several sizes of TVs and mounts within the VESA standards (75 mm x 75 mm; 100 mm x 100 mm; etc.) When purchasing a TV that follows VESA guidelines, it is important to choose a mount that uses the same VESA standard as the TV. The other critical element in choosing the right mount is to compare the weight of the TV to the weight rating of the mount.



RANDOM

The second concept is not really a "standard" at all. Rather, TV manufacturers who do not follow the VESA standards place their mounting holes on the backs of their TVs in non-conforming places. For these TVs, SANUS makes "universal" mounts. This means there are brackets that can be adjusted back and forth to properly align with many mounting holes. When mounting a TV with a random hole pattern, in addition to choosing a "universal" mount, it is also critical to compare the weight of the TV to the weight rating of the mount.

